

## Research Article



## Water Medicated with Homoeopathic Drug, Emits Oscillating Electro-Magnetic Waves (Signals)

**Harilal U. Gangar**

Ex-Head, Engineering & Workshop, Central Institute for Research on Cotton Technology (Indian Council of Agricultural Research), Mumbai, India.

Author's E-mail: [hugangar@hotmail.com](mailto:hugangar@hotmail.com)

Accepted on: 26-01-2014; Finalized on: 31-03-2014.

### ABSTRACT

Research study on effects of homoeopathic drugs on plants was initiated at Central Institute for Research on Cotton Technology (Indian Council of Agricultural Research) at Mumbai. Investigation of water medicated with homoeopathic drugs indicated that D.C. voltages develop as soon as drugs are added in electrically neutral distilled water. Preliminary experiments on effects of this medicated water on plants gave very encouraging results. Further research study demonstrated that it was possible to manage and/or control genetic processes like germination, flowering etc with the help of this medicated water. Since genetic processes originate from activity of genes, it was concluded that activity of genes can be controlled by use of appropriate drugs. That way experiments proved that genetic activity can be started, increased, decreased or stopped by use of drugs. Present study investigates electronic properties of this medicated water. Experiments carried out under this study reveal that such medicated water emits electro-magnetic waves oscillating at very high frequencies in the range of GHz. Measurements of spectrums of these signals with the help of Spectrum Analyzer indicated that each of the drug produced different spectrum of waves. Even different potency of same drug also produced different spectrum. It can be concluded that these waves in turn influence activity of corresponding gene to bring about changes in processes originating from that specific gene.

**Keywords:** Gene, homoeopathic drug, oscillating electro-magnetic waves, electronic signals, Spectrum Analyzer.

### INTRODUCTION

Detailed study to investigate the effects of homoeopathic drugs on genetic processes in plants was initiated at Central Institute for Research on cotton Technology, (ICAR), Mumbai. Preliminary experiments conducted under this research work<sup>1-7</sup> gave very promising results.

Homoeopathic drugs are prepared by successively diluting the drug in the medium of rectified spirit. The original drug diminishes gradually with each successive dilution. After few diluting stages, the original drug physically disappears from the medium (spirit). However, it is being claimed that with each successive dilution, the drug becomes effectively more powerful as far as its effect on human body is concerned. Researchers of medical science could not find the physical presence of original drug in homoeopathic medicines of higher dilutions (potencies). Under the circumstances, very credibility of homoeopathic stream of science is being suspected.

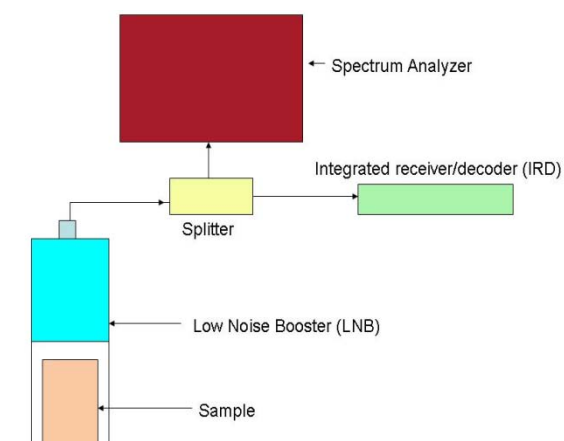
Under the circumstances, research study on the current subject was carried out in stages. In the first stage of study, electrical properties of medicated water were investigated. In this study, few samples were prepared by adding few drops of common homoeopathic drug in distilled water in each sample. Electrical properties of distilled water as well as those of medicated water were investigated. Through series of experiments, it has been established that electrically neutral pure distilled water develops internal electrical charges as soon as few drops of homoeopathic drugs are added into it. Different drugs as well as different potencies (dilutions) of same drug produce different electrical charges. These charges were

not disappearing even after grounding the medicated water to earth. Hence it became necessary in next stage of the present study to investigate medicated water, further, for electro-magnetic properties.

### MATERIALS AND METHODS

For evaluating the electromagnetic properties of medicated water, different samples were prepared. Each sample was prepared by adding 15 drops of drug in 50 ml of pure water. Different potencies of most commonly used drugs were used to prepare these samples.

Investigation of electro-magnetic properties of medicated water was carried out with the help of a setup consisting of LNB, splitter, IRD and Spectrum Analyzer as shown in Figure 1.



**Figure 1:** Arrangement for measurement of parameters of oscillating electro-magnetic waves (signals) emitted by medicated water

RESULTS

On examining samples of medicated water, with the help of “Spectrum Analyzer”, it was found that this medicated water emitted electronic signals. The frequency spectrums of signals were measured. Samples medicated with different drugs were emitting signals having

different frequency spectrums. The results are shown in Table 1 and Figures 2 to 8. It is revealed that each of these samples have different centre frequency (frequency at which the electro-magnetic field strength is maximum) and also different corresponding spectrum.

Table 1: Parameters of electro-magnetic waves (signals) emitted by medicated water containing homoeopathic drugs

Sr. No.	Sample (drug)	Frequency (in GHz) at which electro-magnetic field strength is maximum (Centre frequency)	Spectrum in MHz	Figure
1	No sample	_____	_____	2
2	Phosphoricum Acidum 30	1.113019747	170	3
3	Phosphoricum Acidum 10M	1.244567490	235	4
4	Thuja Occidentalis 1M	1.141117323	130	5
5	Thuja Occidentalis CM	1.154946695	280	6
6	Arsenicum Album 30	1.261170603	175	7
7	Phytolacca 200	1.258616278	200	8



Figure 2: Spectrum without sample

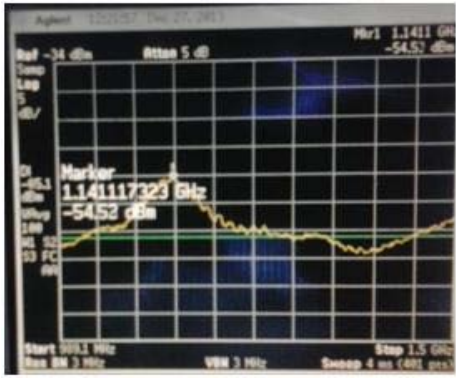


Figure 5: Spectrum of Thuja Occidentalis 1M



Figure 3: Spectrum of Phosphoricum Acidum 30



Figure 6: Spectrum of Thuja Occidentalis CM



Figure 4: Spectrum of Phosphoricum Acidum 10M

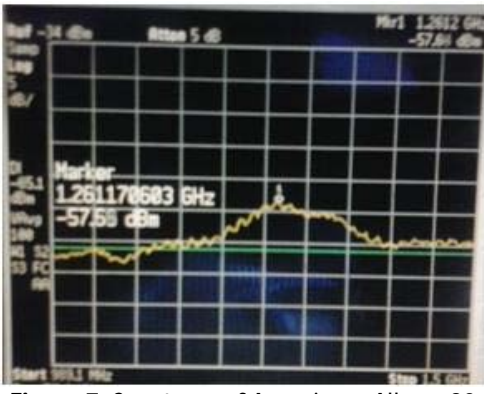


Figure 7: Spectrum of Arsenicum Album 30

It may be observed from test results that as potency (dilution) of drug increases centre frequency as well as spectrum of signal also increases.

### DISCUSSION AND CONCLUSION

From forgoing experiments, it has become clear that electro-magnetic properties of water changes when it gets mixed with homoeopathic drugs. Different drugs produce different electro-magnetic fields (signals) oscillating at different peak (central) frequency within water. Even different potencies of same drug also produce different electronic signals in water. Further none of these signals are alike.

When this medicated water is introduced in a body, water acts as a vehicle to carry this electrical energy into the body. Water penetrates into the cells within the body due to "Osmosis". Thus this electrical energy (in the form of oscillating electro-magnetic fields) is also carried with water into the cells.

These oscillating electro-magnetic fields (signals) stimulate those genes, which have corresponding resonant frequency (within relevant cells), into activation. This way, different drugs, can be employed for producing different signals to activate corresponding genes for triggering relevant genetic processes originating from these activated genes.

**Acknowledgement:** The author is thankful to the Directors as well as Management and Engineering Staff of LAMHAS SATELLITE SERVICES LIMITED for providing necessary facilities to carry out the experimental work.

### REFERENCES

1. Gangar H U and Sudha Tiwari, Homoeopathy: A Superior Substitute of Genetic Engineering for Cotton Cultivation, Bhartiya Vaigyanik evam Audyogik Anusandhan Patrika, 1, 2004, 80-83. (CSIR Publication)
2. Gangar H U, Management and Control of Genetic Processes in Cotton Plants through Homoeopathy, IJRH, 1, 2007, 1-5. (CCRH Publication)
3. Gangar H U, Effect of homoeopathic drugs on cotton plants, Natural Product Radiance, Vol. 6, No. 2, March-April 2007, 138-141. (NISCAIR publication)
4. Gangar H U, Management and Control of Genetic Processes in Cotton Plants through Homoeopathy, Indian Farming, Vol. 56, No. 11, February 2007, (ICAR Publication)
5. Gangar H U, Management of Genetic Activity through Homoeopathy, International Journal of Pharma and Bio Sciences, V1(2), 2010.
6. Gangar H U, Introduction to Transplant-less Stem Cell Therapy, International Journal of Pharmaceutical Sciences Review and Research Volume 5, Issue 3, November – December 2010, Article-023.
7. Book: Harilal Gangar, "Management of Genetic Processes and Biological Clock", Lambert Academic Publishing, (Germany) 2013.

Source of Support: Nil, Conflict of Interest: None.

