

Considera  
Oaklands Park  
Newnham  
Gloucestershire  
GL14 1EF  
UK  
(44)02071934697  
www.considera.org  
mark@considera.org

13-Sep-06

## Materia Medica Agricultura

Introduction.

What is a 'materia medica'?

How to use the materia medica agricultura.

How to contribute to the materia medica agricultura.

What is a 'repertory'?

How to use the repertory.

How to contribute to the repertory.

Philosophical stuff.

Multinational or international

Research, science & business: useful or being used

Opportunities

Considera.

## Introduction

Individuals, associations and companies have researched and developed 'formulations'<sup>1</sup> which are reputed to assist plants to thrive better than similar unexposed plants. Some of these formulations come from the anthroposophical agriculture known as biodynamics, others from the homoeopathic pharmacopoeia, others inspired by Dr Bach or from spontaneous initiatives. All the formulations on the Considera site seem - at the very least - to have the advantage over the orthodox of being used in such small physical doses that the issue of contamination and residues does not apply. Overlooking other claimed benefits, this alone was sufficient motivation to try to establish their efficacy and to optimize their use.

The framework created for this optimization is a 'materia medica' and 'repertory', following the example of the homoeopathic tradition.

Although this framework is based upon the start given by Vaikunthanath Das Kaviraj in the publication "Homoeopathy For Farm And Garden. Toward a Homoeopathic Agriculture" (ISBN 978-0-951789056, published in October 2006) it is clear that his platform needed to be built upon to reveal its potential.

The online materia medica agricultura (found at <http://www.considera.org>) together with the repertory are the primary means for this development. The document you are reading now attempts to guide those who are interested to join in their development, and to make use of it as it grows more comprehensive and accurate.

Those uncomfortable with computers are invited to send in their experiences on paper in legible English to the address on the cover of this guide. Considera will add these to the rest of the submissions.

---

<sup>1</sup> 'Formulations' – it is hard to find a single word that encompasses the various recipes considered here. I hope this word will not be too constraining and misunderstood.

## What is a 'materia medica'?

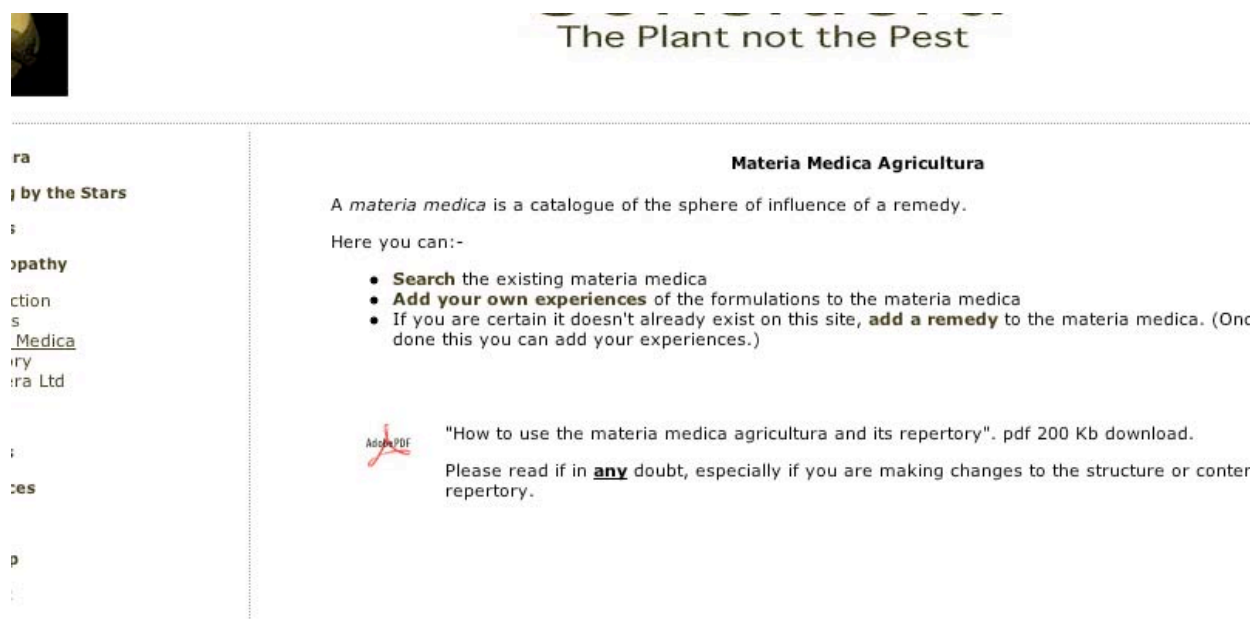
A materia medica "gives the description of the characteristics and range of application of each ... remedy." Consider it as a catalogue of the many formulations available, with the activities each one has been shown to encourage listed below the name.

For instance 'Belladonna' (bell.) is the homoeopathically potentised formulation made from the deadly nightshade plant *atropa belladonna*. Amongst other properties, it is currently considered to benefit certain named conditions (eg 'rusts', particularly in orchards) that develop quickly in certain conditions (cold wet weather or rapid changes of weather). However, if the named or 'clinical' condition (in this instance 'rust') is not known, the appearances to the senses are given so that the remedy can be found from these. Again, using belladonna as an example, the surface of the leaves of the effected plants show patches of oranges, yellows and dark reds. Blisters may also be found. No one needs to know the accepted name to describe this and, thus, to find the remedy.

## How to use the 'materia medica agricultura'

First log on to the web site at <http://www.considera.org> and use the navigation on the left of the page to get to [preparations +](#) and then to [materia medica](#). You have probably already been there to get this document.

You should see something resembling the following;



The screenshot shows a web page titled "The Plant not the Pest". The main heading is "Materia Medica Agricultura". Below this, there is a description: "A materia medica is a catalogue of the sphere of influence of a remedy." and "Here you can:-". A list of three bullet points follows: "Search the existing materia medica", "Add your own experiences of the formulations to the materia medica", and "If you are certain it doesn't already exist on this site, add a remedy to the materia medica. (Once done this you can add your experiences.)". There is a PDF icon and a link to "How to use the materia medica agricultura and its repertory". pdf 200 Kb download. Below this, it says "Please read if in **any** doubt, especially if you are making changes to the structure or conter repertory."

The options open to you from here are

- **Search** the existing materia medica

- **Add your own experiences** of the formulations to the materia medica
- If you are certain it doesn't already exist on this site, **add a remedy** to the materia medica. (Once you have done this you can add your experiences.)

For current purposes click on the first line – **'Search** the existing materia medica' You will be shown a text box for a 'keyword search' (in which case insert a relevant word like 'mite' or 'rust' and press enter/return to get remedies mentioning mites in some way) and a drop down list with 4 options:

**Homoeopathic remedy**  
**Commercial formulation**  
**Public domain formulation**  
**Radionic 'rate'**

Homoeopathic remedy – this will offer several hundred of the homoeopathic remedies that are currently used to treat humans and animals (although in 2006 only about 80 have agricultural information attributed to them). The alphabet across the top will give you a chance to get to the right first letter to enable simpler access. Try 'B' if you want to find belladonna, borax or Bufo rana, 'Z' for Zincum metallicum etc.

Commercial formulation – this will offer you a range of formulations that have been created and researched by companies and made available on the market. From this list please choose the relevant one for you by clicking on its abbreviated name. Commercial formulations are kept separate from the others available because not all information about their production is available and/or there is some information in the materia medica which has come from the company concerned. For some researchers this information is open to the suspicion of compromised impartiality.

Public domain formulation – Although homoeopathic remedies are also 'public domain' (this means that there's nothing hidden about how to make your own) they have the separate classification because the few other public domain formulations would be swamped if they were not listed separately. Again, find the one you want from the list and click it to find what is currently considered to be their characteristics and range of application.

Radionic Rate – radionics is a way of using 'patterns' or 'rates' which represent the non-physical aspect of a formulation. These are either put onto a carrier such as water and alcohol for later application, or directly 'broadcast' to the plants and land under consideration. Click the pattern or rate you wish to investigate and you will be taken to the next section.

When any of the four paths are followed you will be taken to the remedy chosen which is presented in a standard template. As an example, if you had gone to the page for the materia medica and then chosen Homoeopathic remedy from the drop down list and then chosen 'Acal.' You would be taken to the section looking a little like this:



a  
by the Stars  
  
pathic Research  
pathic Solutions  
  
15  
  
window  
n own window  
e browsers

## Acalypha Indica

- ▶ About the Remedy -
- ▶ Relations -
- ▶ Effect on plants -
- ▶ Effect on Soil -
- ▶ Effects on compost and manure -
- ▶ Effects on water -
- ▶ Effects on Climate -

If you then double-click on the triangle to the left of the sections ('About the remedy', 'Relations', etc) beneath the remedy's name the section will expand to reveal the information currently available and relevant to that section.

**NB** – on the materia medica page of many of the homoeopathic remedies there may not yet be any information submitted and, until some is, the section headings will not appear.

If the information corresponds to the presenting symptoms which face you then it is reasonable to think that this may be the remedy which will assist you to deal with these symptoms.

So much for the use of the materia medica. At this stage in the development of the work this will only be of use in a few fortunate circumstances. It is the intention of Considera that this will be made more useful over time if we all contribute our experiences and experiments by using the next two sections of the materia medica.

## How to contribute to the materia medica agricultura - I

If you return to the [first materia medica](#) page you will now be interested in the second options:

- **Add your own experiences** of the formulations to the materia medica

If you would be good enough to add your own experiences of the formulations to the materia medica the whole process of democratic research is working! Please note that this refers to experiences of 'success' (ie adding new findings or reinforcing existing research on this remedy) or 'failure' (ie if something contradicting existing entries, or nothing at all, occurred.) But it is really important that you only add experiences you have really had on land you have tended. Hearsay and rumour is **not** invited. It is important that all submissions can be traced back, and that is why we have also allowed experiences from published documents.

Because we want to make this process open and transparent this option is (currently) open to anyone, but we also have to be prepared for malicious insertions. This cannot be absolutely guaranteed technically, but we hope that genuine supporters of this task will not begrudge the need to sign in to discourage robots and malevolents with little better to do. Please go through the 'log in' process and you will be returned to the right page.



The screenshot shows the 'Considera' website header with the logo 'CONSIDERA The Plant not the Pill' and a navigation menu. The main content area is titled 'Registering a new user' and contains a registration form with the following fields: ScreenName, Name, Family, Country, Organisation, and E-mail. A 'Register' button is located below the E-mail field. The left sidebar contains a menu with items like 'by the Stars', 'pathy', 'tion', 'i: Medica', 'y', 'a Ltd', and 'es'.

A 'screen name' is the one you will be known as by the Considera site visitors. 'Organisation' can be 'Self' or your research institution's name. (Make a note of your password.) To add your experiences of using a remedy, please be aware of the responsibility involved in doing so, and click the highlighted text.

You will see that you are asked to select which of the categories mentioned above the remedy is in - 'homoeopathic', 'commercial', 'public', or 'radionic'.

**NB - very important** - if you are adding your experience to a commercial formulation, certain issues should be understood: first, that it is recognized that this is an excellent opportunity to smear competitors' products. For this reason if

you are adding your experiences to a competitor's product profile in the materia medica you must state your interest in a competing product. If you do not do this and you are found out, you will be barred from the materia medica process. This does not stop you from adding your genuine and dispassionately expressed experiences to a competitor's products. Second, all commercial products on the materia medica are included with the permission of the proprietors of these products who are aware of these possibilities. Without this permission the product is not part of this materia medica! I hope they will also see this as a chance to get feedback from their customers and enable them to improve their products. The best will shine and the others fade away. Commercial products can be removed from the materia medica by the proprietors.

Select from the list that is presented to you and you will be asked to choose to which section the information you are going to add belongs - 'plants', 'soil', 'compost', 'water' or 'climate'. (If you have experiences belonging to one or more you will have to go around this loop again. Apologies for this inconvenience.)

Whichever you select will take you to a relevant section with pertinent questions. Ideally, you would be able to answer all questions and have controls for comparison. In theory, practice and theory are the same, in practice they are not - so submit the information you do have. The more questions you can answer precisely and succinctly, the more useful your submission will be.

I'll emphasise this - **please submit your information as clearly and concisely as possible.**

We hope to have the site available in other languages one day but, for now, please submit in English. If you are willing and able to translate the site into your native tongue please contact Considera.

You can check that your submission has been received and correctly represented by going to the first option on the materia medica page ('search the existing materia medica') and looking up the relevant remedy. Your submission will be there with a small number next to it. This is your digital footprint. It is here so that your screen name can get the credit, and so people can search to get just the results for researchers they respect, or to edit out researchers who prove to be less reliable over time. It means we can also find and remove all the submissions of those trying to sabotage the project.

Thank you. You have just advanced the cause of science and non-toxic living with your input! Please extend this labour of love by adding your experiences to the repertory as guided below.

## **How to contribute to the materia medica agricultura - II**

It may be that you have developed a remedy yourself or, for some other reason, it is not available on the site. If you have done so, you are very welcome and are guided to the third option on [the page](#);

- If you are certain it doesn't already exist on this site, **add a remedy** to the materia medica. (Once you have done this you can add your experiences.)

If you are logged in you will be guided to the relevant page with some questions. If they are not self-explanatory let Considera know and we will try and improve them. However, it is clear that not all questions can be answered at all or 'yet'. Please do your best – succinctly and precisely.

If you now wish to add your experiences of this 'new' formulation, you can do so by selecting the middle option on materia medica page.

## **How to contribute to the materia medica agricultura – III**

I realize that not everyone is comfortable with using a computer. Considera would be delighted to insert your relevant experiences into the site given clear and concise information in legible English – or failing that American! Send these to the postal address on the front of this guide.



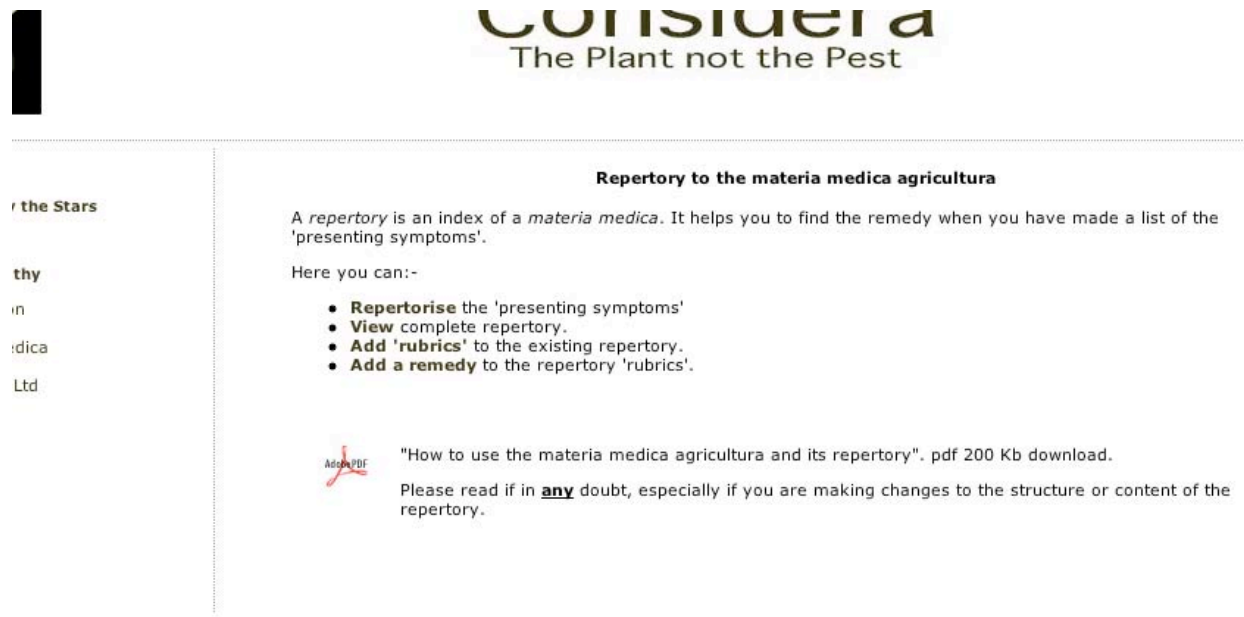
## What is a 'repertory'?

All homoeopaths are familiar with the repertory. As the materia medica for humans grew over time, it became unwieldy for those without a brain the size of a planet. What was needed was a comprehensive index. This is what the repertory is – a carefully structured index to the materia medica.

### How to use the repertory.

The theory;- it may be that there are several remedies which have shown some ability to deal with, for example, orange tips on leaves. These will all be listed in the hierarchical structure. You would turn to the section on 'Plants', then 'leaves', then 'discolouration', then 'tips', then 'orange'. The relevant remedies will be listed there.

The practice;- use the page <http://www.considera.org/hrxrep.html> . You will see something not too different from;



The screenshot shows the Considera website header with the logo "CONSIDERA The Plant not the Pest". Below the header, the page title is "Repertory to the materia medica agricultura". The main content area contains the following text:

A *repertory* is an index of a *materia medica*. It helps you to find the remedy when you have made a list of the 'presenting symptoms'.

Here you can:-

- **Repertorise** the 'presenting symptoms'
- **View** complete repertory.
- **Add 'rubrics'** to the existing repertory.
- **Add a remedy** to the repertory 'rubrics'.

Below the list, there is a red Adobe PDF icon and the text: "How to use the materia medica agricultura and its repertory". pdf 200 Kb download. Please read if in **any** doubt, especially if you are making changes to the structure or content of the repertory.

Your choices are to:-

- **Repertorise** the 'presenting symptoms'
- **View** complete repertory
- **Add 'rubrics'** to the existing repertory.
- **Add a remedy** to the repertory's 'rubrics'.

To 'repertorise' – a rather ugly word based upon the maxim that 'there is no noun that can't be verbed' – is to use the index to find all the remedies corresponding to the individual elements of the problems you are facing on your land. So you may have the orange leaf tips, plus slimy roots and excess pollination. Using these three symptoms you can go to the repertory, log in and chose a repertorisation sheet, and one after the other, look up these symptoms. Click these and they will be added to a single sheet. You can then look at this sheet and see which remedies appear, in what degree of certainty, and how often.

Terminology defined - RUBRIC;- a symptom on your crops has a corresponding 'rubric' in the repertory. So orange tips to leaves in your plant is a symptom. In the repertory you will find the corresponding 'rubric': Start > plant > leaves > discolouration > tips > orange.

When you have chased the rubric along this rubric trail you can add it to an existing sheet or start a new sheet. (You can return to your sheets whenever you log in.) Then start again clicking 'add this rubric to your sheet' whenever you reach a rubric which represents the issue you face. To see your sheet click 'View your sheet' on one of the screens which tells you that you have successfully added a rubric to your sheet.

Once your remedy seems to be found it is recommended that you then return to the materia medica of those remedies to see if this repertorisation does correspond to your situation. Do so by clicking on the remedy name at the top of the columns eg calendula, carbo vegetalis, arnica or belladonna in the example below.



## CONSIDERA The Plant not the Pest

**a**  
**by the Stars**

Second test  sheet no: 2

|  | Calen.   | Carb-v.  | Arn.     | Bell.    |
|--|----------|----------|----------|----------|
| Plants > Leaves > From: > Injury > Mechanical >          | 2        | 2        | 2        |          |
| Plants > Clinical/named diseases > Acacia spotting bug > |          |          |          | 2        |
| Plants > Clinical/named diseases > Asparagus beetle >    | 2        |          |          |          |
| <b>SUM OF GRADES</b>                                     | <b>4</b> | <b>2</b> | <b>2</b> | <b>2</b> |
| <b>OCCURENCES</b>  | <b>2</b> | <b>1</b> | <b>1</b> | <b>1</b> |

**Note 1** - that the 'rubric trail' is hierarchical. The issue is tracked down from the general to the specific.

**Note 2** - that if you select a rubric with no remedy assigned to it (yet!) nothing is added to your sheet.

The second option, "• **View** complete repertory", is a big file (currently around 1Mb) which shows the full repertory to date with each rubric in its hierarchy, and both empty and subscribed rubrics are shown.

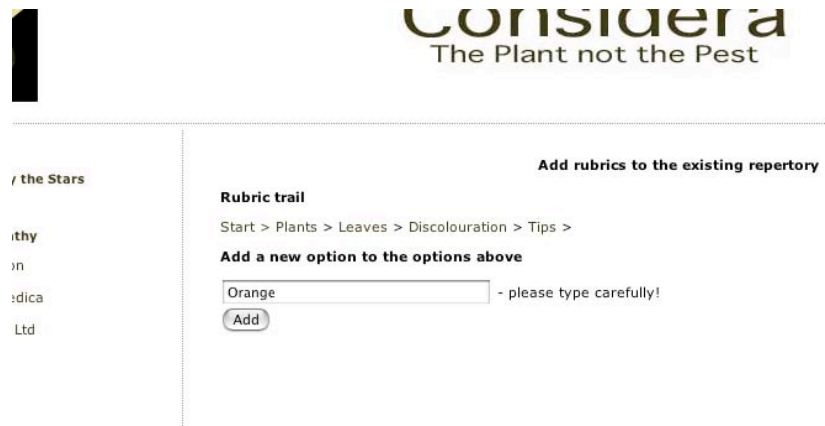
## How to contribute to the repertory - I.

Whilst the materia medica and repertory are available to all comers, we do put an extra step on the way of anyone who wishes to be involved in improving and updating the repertory, as we have with the materia medica. This is the 'log in' process and the statement that we recognize our responsibility and intend 'to do our best'. Rather than vet everyone who wishes to get involved – hopeless idealists that we are – we hope that people's honour is a stronger and more appropriate valve. I hope this never has to change ....

You may find that the repertory does not have a rubric that matches your presenting symptom or when adding your experiences of success to the repertory as shown in the next section.

There is a process for adding this rubric – and when you have done this you can add the remedy which effected this symptom in a positive way. To add a rubric you return to the repertory first page and click **• Add 'rubrics'** to the existing repertory.

You will be lead to the top level of "plants, soil, compost, water or climate" and you should make your selection which corresponds to the category in which your rubric belongs. Let us use the same example of the orange tips to leaves. You would chose 'plants', then from the new selection chose 'leaves', and then 'discolouration', 'tips', then write 'orange' in the text field provided. Note that if you get a bit lost you can click any part of the rubric trail to get back to that stage and move on from there.



The screenshot shows the Considera website interface. At the top right, the logo reads "Considera The Plant not the Pest". Below the logo, there is a navigation menu with the following items: "the Stars", "thy", "in", "dica", and "Ltd". The main content area is titled "Add rubrics to the existing repertory". Under this title, there is a "Rubric trail" section with the path "Start > Plants > Leaves > Discolouration > Tips >". Below the trail, there is a section titled "Add a new option to the options above" which contains a text input field with the word "Orange" entered, followed by the instruction "- please type carefully!". A small "Add" button is located below the input field.

This is one of the more complex parts of the materia medica agricultura process but you can do it with a clear head! Don't be afraid. If you enter an error send an email to [matmedag@considera.org](mailto:matmedag@considera.org) and we will reach into the database and erase or amend the relevant entry. We don't want to do this but it isn't the end of the world. It is certainly preferable to make a few corrections that having inaccurate information on the site - a wild goose chase for generations of successors.

If you then have a remedy to add to this rubric you will have to go back to the repertory page and add the remedy as described in the next section.

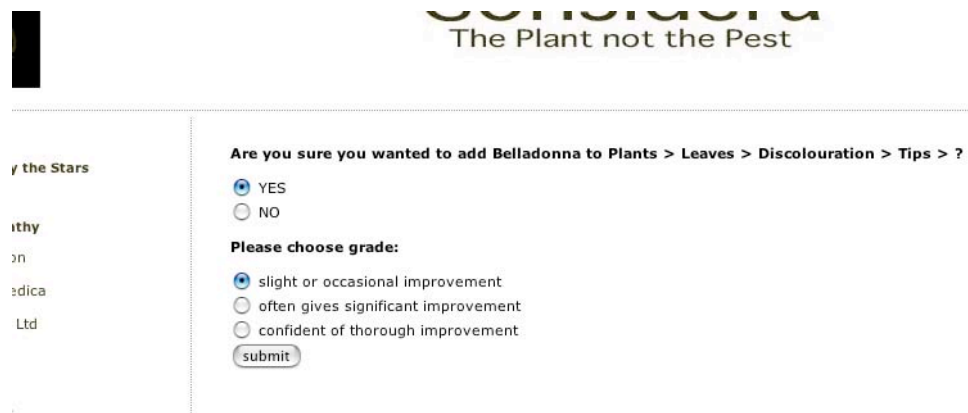
## How to contribute to the repertory - II.

Of the two ways to contribute to the repertory, the second to be looked at is adding a remedy you have tried to the relevant rubrics. (If the remedy does not appear on the site you must add it from the materia medica section.)

Let us say, as an example, that you have found that the homeopathic remedy made of deadly nightshade and named 'belladonna', relieved your plants when orange leaf tips began to worry you. You would log on and go to the page <http://www.considera.org/hrxrep.html> and click 'add a remedy to a rubric'. You select that you have used a homoeopathic remedy rather than a commercial remedy, another public domain remedy, or a radionic rate. This will give the alphabetically arranged list and you will choose B and then belladonna.

You should now be looking at the first level of the repertory giving you a chance to add to "plants, soil, compost, water, or climate". This time you would chose 'plant' and then chase the rubrics via 'leaves' to 'discolouration' etc. You will see "Add remedy into this rubric!" when you get to the end and you should click there to do just that. If the remedy is already there, carry on as this reinforces this research.

You will reach a confirmation screen with the remedy's name and the rubric trail and you will be asked to state your level of confidence. This is also a mechanism in human homoeopathic repertories. It is used because some remedies **regularly make a clear improvement** in some of their actions and these are known as 'keynotes'. Other issues only *sometimes make an improvement* or *the improvement is less clear-cut* and this should be given a 2. Finally, there are symptoms whose improvement is marginal or rare and these should be given a 1.



The screenshot shows a web form titled "The Plant not the Pest". The breadcrumb trail is "Plants > Leaves > Discolouration > Tips > ?". The form asks "Are you sure you wanted to add Belladonna to Plants > Leaves > Discolouration > Tips > ?" with radio buttons for YES (selected) and NO. Below, it asks "Please choose grade:" with radio buttons for "slight or occasional improvement" (selected), "often gives significant improvement", and "confident of thorough improvement". A "submit" button is at the bottom.

These figures are represented in the repertorisation sheets and give emphasis or weight to selections. So if two remedies are both shown to be appropriate after repertorisation but has all keynotes and the other is all marginal or occasional the former is probably (but not definitely) the one to do the job.

You can check back to see if your entry has worked either by doing the same process again and when you get to the 'Add remedy into this rubric!' screen you will see 'your' remedy is added. Alternatively you can go through the repertorisation process and you will find the remedy added there too.

## **Philosophical stuff**

### **Research, science & business: useful or being used**

I'm sitting here dreaming about a bright future in which the world is eternally grateful for Considera's input into zero-residue agricultural interventions as indicated by a thriving site traffic and wonderfully productive non-toxic land, husbanded by creative farmers and gardeners. I'm feeling pleased that the process is open and that there is no financial pressure on the research to come to any particular conclusion.

However, I am slightly disturbed in my dreaming, thinking that perhaps the whole enterprise can be seen in another light. This other light reveals that all Considera has done is create a framework for other people's hard work. It just organized it and made it useful in a wider context. And, what is more, there is now a commercial aspect to line fat-cat pockets on the back of everyone else's labour. "Are we being useful here or being used?" you cry as my adoring throng metamorphoses into a blood-thirsty mob surrounded by lawyers.

Well first of all ... you ungrateful sods! Don't get involved if that's how you feel about it<sup>2</sup>.

Second, perhaps you are not without grounds for suspicion. Whilst my altruistic self is keen for this to thrive for the Earth, another aspect is also keen not to be cut out of the commercial action after all this unpaid input to date. How can I secure the Walter Mitty dream and not be strung up?

### **Multinational or international**

Let us assume that some of these zero or ultra-low-residue interventions do fulfill their early promise. They are simple and cheap to make and their application does not seem to be denied to any climate. This could be a gold mine.

What would a responsible global citizen do in the light of this? Well, they would offer 'best service', making these formulations available in the right form and potency, at the right time, at a reasonable cost. There would be enough profit to cover development of more wonderful formulations after the example of the Koliskos and Hugo Erbe, and to enable the service to be made available wherever it is useful. The relevant products would be available from fully autonomous national centres, points of excellence and expertise concerning both the local agricultural and legal issues, and subscribing to the same ethical code. The centres would produce the formulations to the highest standards. They would collaborate to assist each other when there is a particular epidemic, to produce the 'genus epidemicus'.

---

<sup>2</sup> This is supposed to be humorous!

Packaging materials would have a minimal ecological footprint. The regional organizations would be run without obscene differentials between the highest and lowest paid members of the team. All this would be kept honest by the 'open source' nature of the majority of the formulations. Customers would have no incentive to go anywhere else to purchase such formulations but, if a centre fell from these ideals, others would not be prohibited from springing up by protectionism or a monopoly of knowledge<sup>3</sup>. Well, a chap can dream ....

## **Opportunities**

Such premature dreaming has another purpose beyond trying to convince you that my early intentions are not entirely selfish: if you are interested in being the nucleus of such a centre then get in touch and we can explore the process of adapting the theme for your country, conditions, culture, language and laws.

---

### **Considera.**

In 2005 a desire to secure the scientific foundation beneath the specifically biodynamic agricultural techniques lead some amateurs to set up Considera.org. This democratic research has since extended itself to other benign formulations for the land. Because these are not all readily available or not in the necessary volume, and because it was necessary to secure the legal status of applying such formulations to the land, a business has been created which is now called Considera Ltd.

---

<sup>3</sup> If I were running the whole process I would start along the lines of '[threefolding](#)' in which the proper limits of an economic enterprise are set in relation to political and cultural aspects of life.